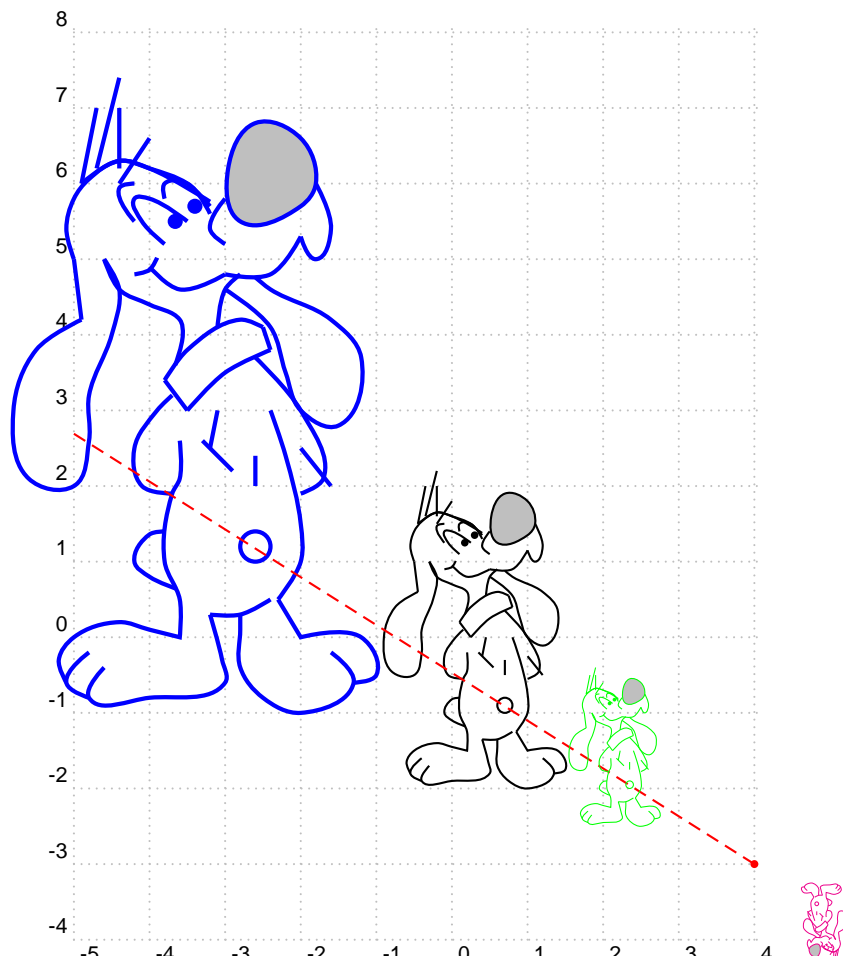


pst-fun
funny macros
v.0.03

Manuel Luque
ml@PSTricks.de

Herbert Voß
hv@PSTricks.de

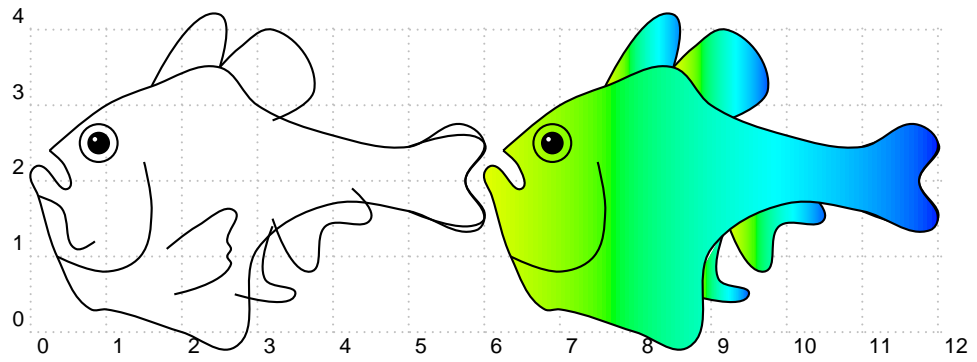
June 22, 2008



```

1 \begin{pspicture}[showgrid=true] (-5,-4)(4,8) % needs pstricks-add
2   \psBill
3   \psHomothetie[linecolor=blue](4,-3){2}{\psBill}
4   \psdots[dotsize=3pt,linecolor=red](4,-3)
5   \pstVerb{ /m -3 -0.85 sub 4 0.6 sub div def }
6   \psplot[linestyle=dashed,linecolor=red]{-5}{4}{ m x mul m 4 mul sub 3 sub }
7   \psHomothetie[linecolor=green](4,-3){0.5}{\psBill}
8   \psHomothetie[linecolor=magenta](4,-3){-0.25}{\psBill}
9 \end{pspicture}


```



```

1 \begin{pspicture}[showgrid=true] (0,-0.5)(12,4)
2   \psFish
3   \rput(6,0){\psFish[fillstyle=slope]}
4 \end{pspicture}

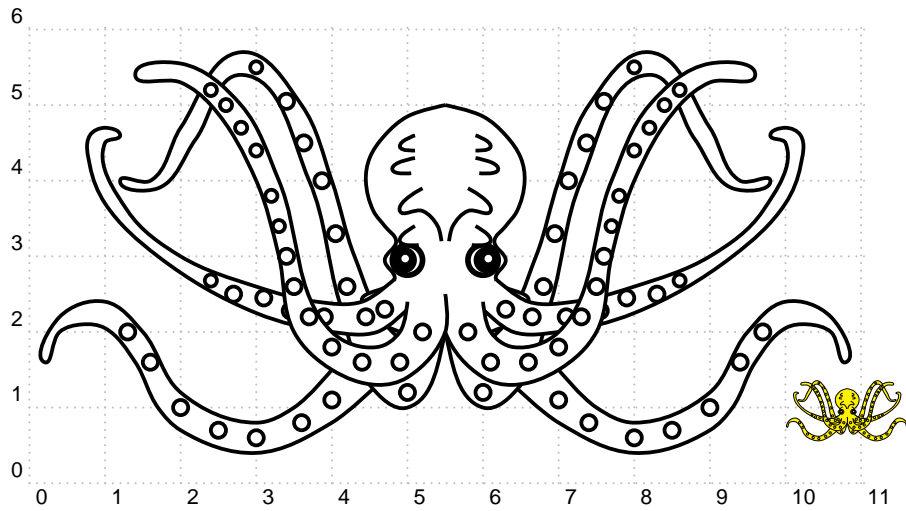
```



```

1 \begin{pspicture}[showgrid=true] (-2,-2.4)(6,2)
2   \psLouisXIII
3   \rput(4,0){\psLouisXIII[linecolor=red]}
4 \end{pspicture}

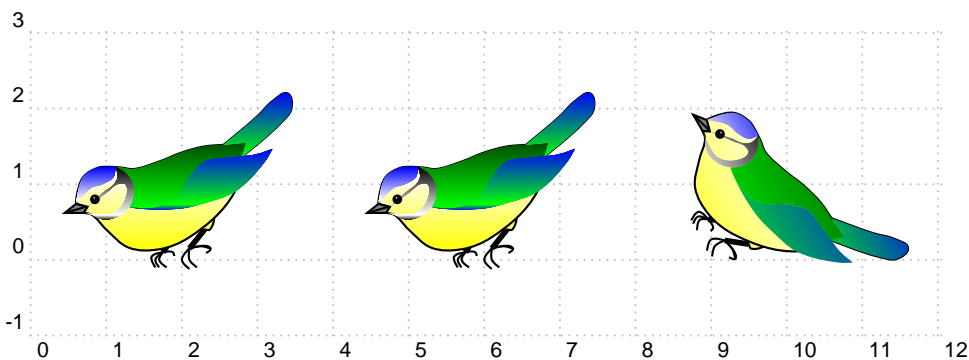
```



```

1 \begin{pspicture}[showgrid=true](0,-0.4)(11,6)
2   \psPulpo \rput(10,0.5){\psscalebox{0.15}{\psPulpo[fillcolor=yellow,fillstyle=solid
3   ]}}
4 \end{pspicture}

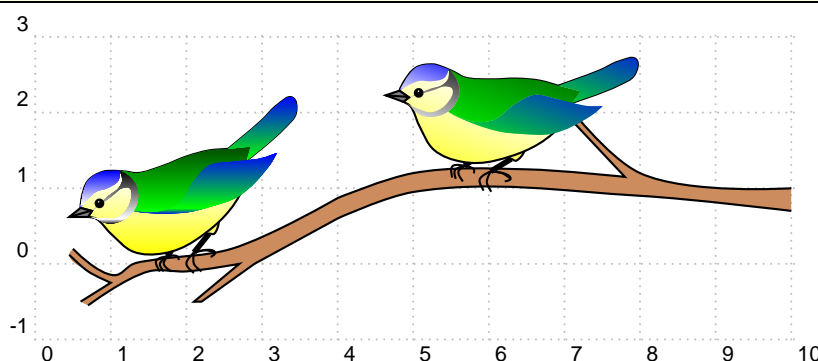
```



```

1 \begin{pspicture}[showgrid=true](0,-1.2)(12,3)
2   \psBird \rput(4,0){\psBird} \rput{-60}{(8,2){\psBird}
3 \end{pspicture}


```



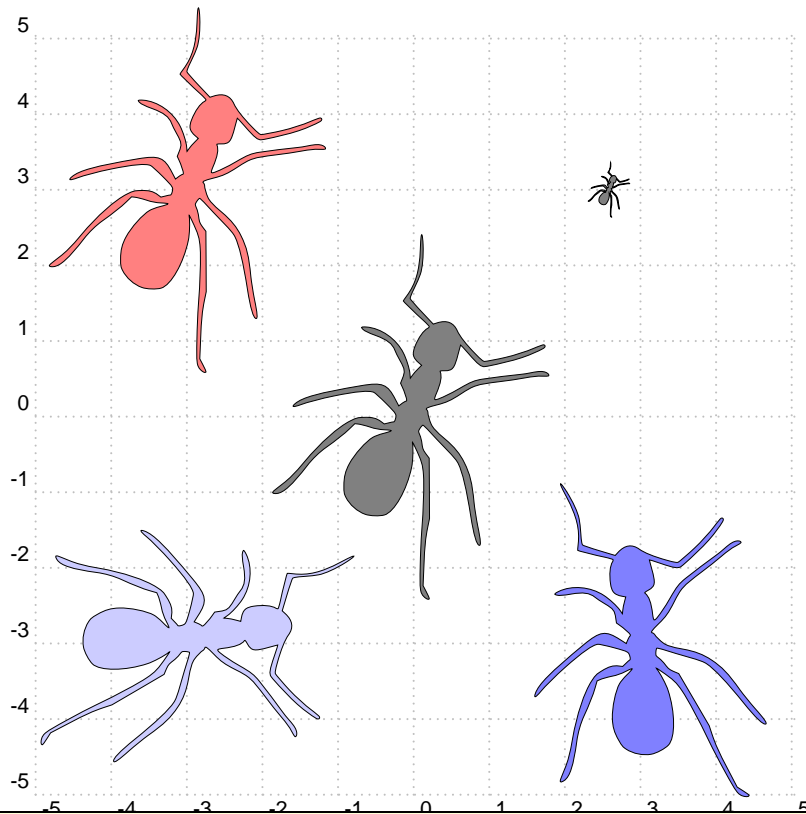
```

1 \begin{pspicture}[showgrid=true](0,-1.3)(10,3)
2   \psBird[Branch] \rput{-20}{(4,1.8){\psBird}
3 \end{pspicture}

```



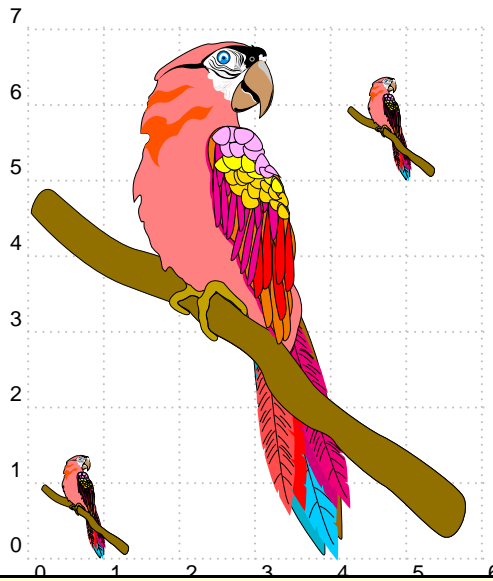
```
1 \begin{pspicture}[showgrid=true] (0,-0.3) (8,10)  
2   \psLuke  
3   \rput (6.5,1){\psscalebox{0.15}{\psLuke}}  
4 \end{pspicture}
```



```

1 \begin{pspicture}[showgrid=true](-5,-5)(5,5)
2   \psAnt
3   \rput(-3,3){\psAnt[fillcolor=red!50]}
4   \rput{30}(3,-3){\psAnt[fillcolor=blue!50]}
5   \rput{-60}(-3,-3){\psAnt[fillcolor=blue!20]}
6   \rput(2.5,3){\psscalebox{0.15}{\psAnt}}
7 \end{pspicture}


```



```

1 \begin{pspicture}[showgrid=true] (6,7)
2   \psParrot{1}
3   \psParrot{0.2}\rput (4,5){\psParrot{0.2}}
4 \end{pspicture}

```



```

1 \begin{pspicture}[showgrid=true] (8,7)
2   \psKangaroo{1}
3   \multido{\iA=2+1}{5}{\rput[lb] (1,\iA){\psKangaroo[fillcolor=red]{1}}}
4   \rput (4,0){\psKangaroo[fillcolor=red!30]{5}}
5   \rput (5,1){\psKangaroo[fillcolor=blue!30,opacity=0.5]{5}}
6 \end{pspicture}

```

References

- [1] Denis Girou. Présentation de PSTricks. *Cahier GUTenberg*, 16:21–70, April 1994.
- [2] Michel Goosens, Frank Mittelbach, Sebastian Rahtz, Denis Roegel, and Herbert Voß. *The L^AT_EX Graphics Companion*. Addison-Wesley Publishing Company, Reading, Mass., 2 edition, 2007.
- [3] Laura E. Jackson and Herbert Voß. Die Plot-Funktionen von pst-plot. *Die T_EXnische Komödie*, 2/02:27–34, June 2002.
- [4] Nikolai G. Kollock. *PostScript richtig eingesetzt: vom Konzept zum praktischen Einsatz*. IWT, Vaterstetten, 1989.
- [5] Herbert Voß. Die mathematischen Funktionen von PostScript. *Die T_EXnische Komödie*, 1/02, March 2002.
- [6] Herbert Voß. *L^AT_EX Referenz*. DANTE – Lehmanns, Heidelberg/Hamburg, 1. edition, 2007.
- [7] Herbert Voß. *PSTricks – Grafik für T_EX und L^AT_EX*. DANTE – Lehmanns, Heidelberg/Hamburg, 4. edition, 2007.
- [8] Timothy van Zandt. *PSTricks - PostScript macros for generic T_EX*. <http://www.tug.org/application/PSTricks>, 1993.
- [9] Timothy van Zandt. *multido.tex - a loop macro, that supports fixed-point addition*. [CTAN:/graphics/pstricks/generic/multido.tex](http://ctan.org/graphics/pstricks/generic/multido.tex), 1997.
- [10] Timothy van Zandt. *pst-plot: Plotting two dimensional functions and data*. [CTAN:graphics/pstricks/generic/pst-plot.tex](http://ctan.org/graphics/pstricks/generic/pst-plot.tex), 1999.
- [11] Timothy van Zandt and Denis Girou. Inside PSTricks. *TUGboat*, 15:239–246, September 1994.